

Taro SL



FLEXIBILITY DUE TO VARIETY



Taro SL

MOBILITY COMBINED WITH EFFICIENCY

- The Taro HD excels due to its manoeuvrability and its high efficiency on fields with an irregular shape as well as to its immediate operational readiness.
- The optional selective hosing allows for switching quite easily between two row spacings.
- The offset method – tillage and seeding are separated – allows for new seed windows especially in years with a lot of rain.
- The HORSCH packer options ensure an even consolidation and equal conditions in front of every seed coulter.
- You can achieve an optimum weight distribution of the tractor with a HORSCH Partner with a maximum capacity of 2 200 l of seed.



The Short Line Taro (SL) is equipped with a RollFlex packer or a trapeze ring packer, TurboDisc seed coulters of the 3rd generation and interesting equipment options to adapt this machine to the individual customer requirements. The machine is characterised by its low machine weight of around 3 000 kg (depending on the equipment) with a working width of 6.00 m. Due to the high variability of the row spacings (12.5 cm, 15 cm, 25 cm, 30 cm and 50 cm), the Taro SL can be adapted individually to any site. The optional selective hosing of the two distributor towers and a HORSCH Partner with half-width shut-off allow for switching from a row spacing of 12.5 cm (15 cm) to a row spacing of 25 cm (30 cm). Especially for farms that carry out mechanical weed control with harrow and hoe, the Taro 6 SL is an optimum complement of the machinery. However, the Taro 6 SL is not only optimum in combination with a Transformer VF. The whole line stands for manoeuvrability, flexibility, high efficiency and variety. Whether solo with 3-point, with front hopper or in combination with a Focus with 3-point linkage – this line meets all requirements.



Taro 6 SL – 12.5 cm or 15 cm row spacing



Taro 6 SL – selective hosing

TurboDisc seed coulters

THE THIRD GENERATION GUARANTEES A HEAD-START IN THE FIELD OF SEED PLACEMENT



A perfect embedding of the seed and an immediate seed-soil contact are important for a safe and even emergence. HORSCH perfectly copes with the challenge to achieve this objective even at high operational speeds. The solution is called TurboDisc. The double disc coulters that have been used and constantly developed further by HORSCH for more than 20 years excel due to their precise seed placement. The press wheel-controlled coulters design allows for a quick following of the soil contours at high speeds. Thus, the set placement depth can be kept up for every single grain.

The double disc seed coulters with maintenance-free bearing opens the soil and thus allows for accurate seed placement. The integrated Uniformer ensures the fixing of the seed at the bottom of the seed furrow even at very high operational speeds. A carbide coated scraper keeps the space between the discs clean and thus prevents clogging even in sticky and wet conditions. The 5 cm or 7.5 cm wide press wheel then ensures an optimum seed-soil contact and an exact depth control.

In addition to the excellent following of the soil, the TurboDisc seed bar excels due to the easy operation: with regard to their adjustment, coulters pressure and seed depth do not influence each other. The maintenance-free rubber bearings of the seed coulters transfer a coulters pressure of up to 125 kg and thus guarantee a smooth coulters – up to an operational speed of 20 km/h. Furthermore, the rubber bearing serves as an overload protection and a shock absorber for stones.

- Double disc coulters
- Creates a precise seed furrow
- Press wheel controlled (5 cm or 7.5 cm wide)
- Uniformer prevents the grains from bouncing
- Inside scraper prevents blocking and clogging of the coulters
- Coulters pressure up to 125 kg via rubber torsion
- Designed for precise seed placement at high operational speeds
- Allows for an even and safe emergence



5 cm wide press wheel – ideal on medium and heavy soils



7 cm wide press wheel – ideal on light soils



The movable scraper ensures a high self-cleaning effect in wet conditions



The HORSCH Uniformer ensures a precise fixing of the seed



The straight harrow – TurboDisc seed coulters harrow is controlled individually for a more efficient tillage




HORSCH TurboDisc seed coulters

Packer systems

VERSATILE FOR OPTIMUM RESULTS

The depth effects and the main applications of the different HORSCH packer versions.



RollFlex packer


Trapeze ring packer 60 cm diameter

RollFlex packer

- Deep consolidation with loose soil surface
- High levelling capacity due to intermediate springs
- Self-cleaning, without scrapers
- High operational reliability

Trapeze ring packer

- Ideal in changing conditions
- For a targeted consolidation in front of every seed row
- In wet conditions, scrapers clean the packer roller



The RollFlex packer creates an optimum ratio of water-bearing and air-bearing pores



RollFlex packer: deep consolidation, crushing of clods

Crossbar

The all-over Crossbar in front of the packer of the Taro SL is ideal for an additional levelling, for example, when preparing a seedbed. Depending on the conditions, the Crossbar can be retracted or extended flexibly via hydraulic cylinders and the aggressiveness can be adjusted.

- Additional levelling
- Hydraulically adjustable
- Completely integrated in the machine



Hydraulically swivelling Crossbar for an additional levelling in front of the packer



Infinitely variable, hydraulic working aggressiveness adjustment

Fertiliser and seed flow control

The fertiliser and seed flow control is a reasonable electronic solution to prevent sowing errors. The sensors control the flow directly behind the distribution tower and detect blockages. Thus, the individual pneumatic hoses are monitored and within seconds you get a notification in the terminal – both acoustic and visual.

- For a complete monitoring of the seed and fertiliser hoses
- Warning if a pneumatic hose is blocked
- Sowing errors are avoided
- Monitoring of the pneumatic flow at the distribution tower



Fertiliser and seed flow control – for a permanent monitoring of the seed and fertiliser hoses



Monitoring of the pneumatic flow at the distribution tower

Half-width shut-off or selective hosing

As standard, all machines are equipped with a distribution tower. A second distribution tower is available as an option. You can choose between half-width shut-off and selective hosing. An electric half-width shut-off is optional. With a SectionControl activation the whole system can be automated.

As an alternative to the half-width control, the machine can be equipped with a selective hosing. In this case, a distribution tower and thus every second seed row can be switched off. The optional selective hosing of the two distribution towers and a HORSCH Partner with mechanical half-width shut-off allow for switching from a row spacing of 12.5 cm (15 cm) to a row spacing of 25 cm (30 cm). Especially for farms that carry out

mechanical weed control with harrow and hoe, the Taro 6 SL is an optimum complement of the machinery.

There are two application options:

- Seeding with double row spacing (25/30 cm)
- Ideal in combination with a Transformer 6 VF for hoeing passes
- With the double hopper Partner 2000 FT the seed rows can be supplied with different seeds .
- E.g. rapeseed and beans or, in general, underseeds between the main crop

There are two application options:

- Half-width shut-off
- As standard with mechanic half-width shut-off. As an option, an electric half-width control can be selected at the Partner front hopper.
- Selective hosing
- Seeding with double row spacing (12.5 cm/15 cm or 25 cm/30 cm)
- Due to the optional double hopper (Partner 2000 FT), different seeds can be placed in every second seed row.



It is possible to switch off a distribution tower and thus every second seed row



Selective hosing




Easy switching of row spacings from 12.5 (15) to 25 (30) cm

Spelt pneumatics




Sowing spelt with husks always is a challenge for farmers. HORSCH developed a special pneumatic adaption for this crop which has been optimised over several years. To make sure that the spelt with husk does not wedge and cause blockings, all corners and edges in the pneumatic system are checked and rough edges are removed. For example, the seed tubes at the seed coulters are chamfered and the seed hoses are directly attached to the coulters with cable ties. The seed flow sensors that are recommended for sowing spelt are also chamfered. Thus, spelt can be transported smoothly through the pneumatics and gaps are prevented.

- Optimised pneumatic hosing for seeds with husks
- chamfered seed flow tubes prevent the husks from getting wedged
- Optional seed flow sensors support the prevention of gaps



Optimised pneumatic hosing and chamfered seed tubes



Spelt pneumatics

TECHNICAL DATA

Taro SL	6 SL
Working width (m)	6.00
Row spacing (cm)	12.50 / 15.00 / 25.00 / 30.00
Weight (kg)	2800
Transport width (m)	3.00
Transport height (m)	3.30
Length without/with pre-emergence marker (m)	2.80 / 3.40
Number of seed coulters (PCE)	48 / 40 / 24 / 20
Coulter pressure seed coulters (kg)	20 - 80
RollFlex packer \varnothing (cm)	54
Trapeze ring packer (cm)	60
Operational speed (km/h)	10 - 20
Horsepower requirement (kW/hp)	110 - 183 / 150 - 250
DA control devices	1 folding (+1 bout marker)
Implement attachment	3-point Cat. III



Your distributor

HORSCH Maschinen GmbH
Sitzenhof 1 · 92421 Schwandorf
Phone: +49 9431 7143-0
Fax: +49 9431 7143-9200
E-Mail: info@horsch.com

horsch.com

Paper: 120g/qm Maxi Offset. The paper is certified according to the EU Ecolabel. This label is only granted for products and services whose environmental consequences are considerably lower than those of comparable products. For more details see www.eu-ecolabel.de. Printing ink: Printing ink QUICKFAST COFREE. Free from mineral oil and cobalt. Moreover, it is certified and recommended for printing according to the „Cradle-to-Cradle“ principle (quasi “from the origin back to the origin”) – an approach that deals with the spreading of continuous and consequent recycling management. For more details see www.c2c-ev.de.

All specifications and diagrams are approximate and not binding. Technical features and design are subject to change.

EN-60142583 (05/2024)